

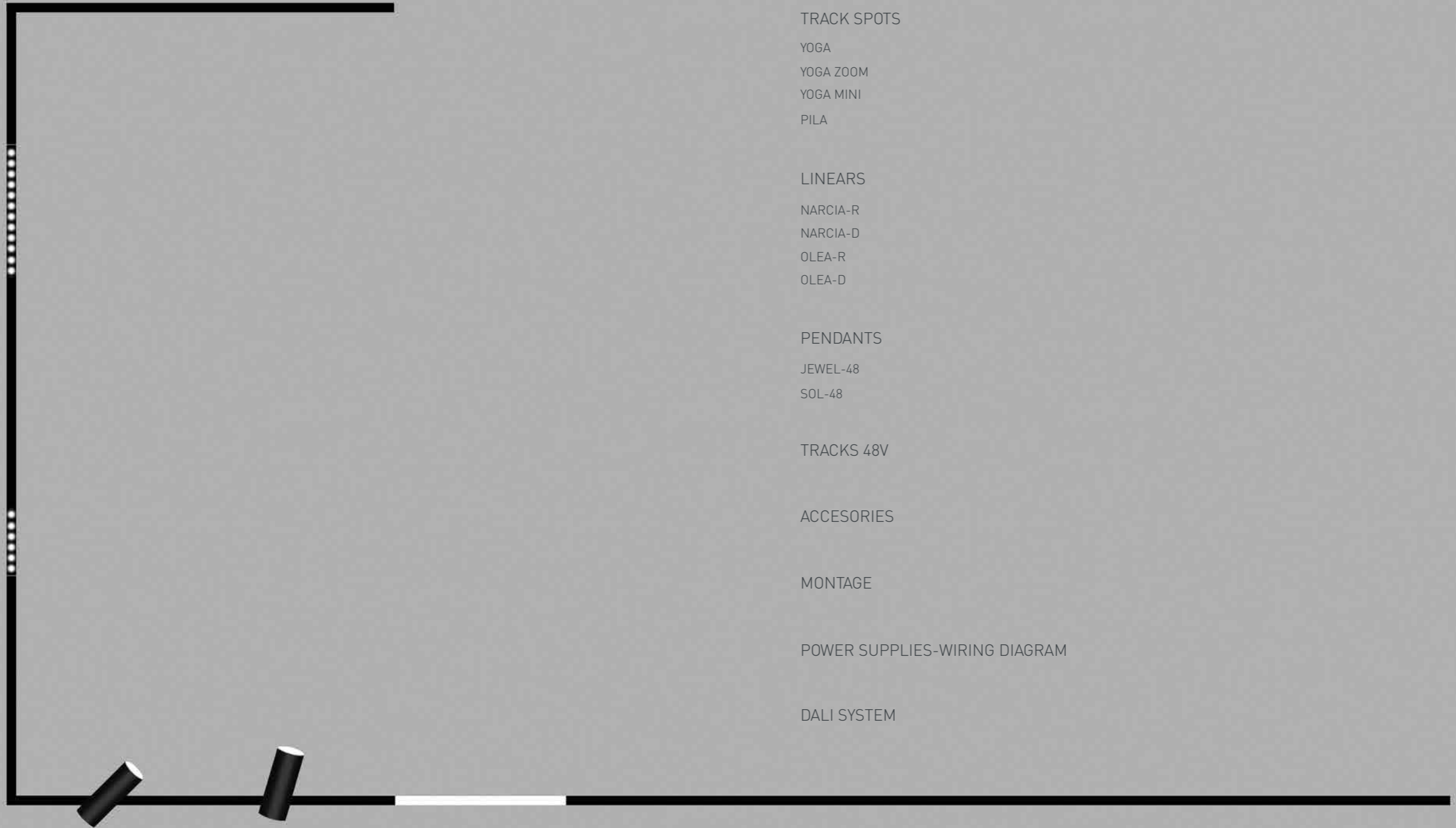


FIND YOUR TRACK





INDEX



TRACK SPOTS	8
YOGA	8
YOGA ZOOM	14
YOGA MINI	18
PILA	22
LINEARS	26
NARCIA-R	26
NARCIA-D	28
OLEA-R	32
OLEA-D	38
PENDANTS	44
JEWEL-48	44
SOL-48	50
TRACKS 48V	56
ACCESORIES	58
MONTAGE	60
POWER SUPPLIES-WIRING DIAGRAM	62
DALI SYSTEM	63



ART DESIGNER



YOGA

PILA

NARCIA-D

NARCIA-R

YOGA ZOOM

GLOA

JEWEL

OLEA-D

YOGA MINI

SOL

OLEA-R

YOGA



YOGA family of spots are ready for the perfect solution to your lighting needs with different power and different dimensions.

Body

Track mounted 48V low voltage spotlight with lighthouse and arm in aluminium.
Easy to insert and remove from the track.
Available in five different sizes.

Versatile aiming angle tiltable vertically 0°-90° and rotatable horizontally 355°.

Adjustable

Yes

Accessories

Honeycomb Louvre HCL
Filterglas

Dimming Protocol

On-OFF
1-10V
DALI

Supply

48 V - DC

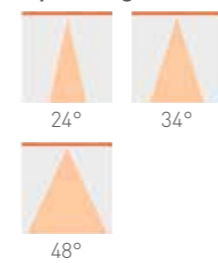
LED Sources

CRI Ra>80, Ra>90
Color of Light 2700 K, 3000 K, 4000 K

Finishes

Black / White
Other Colors Available

Optic Angle

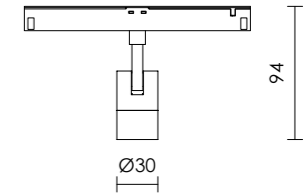


Protection

IP
20

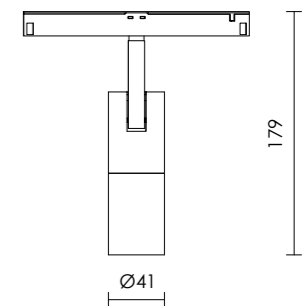


LT-48.0022-30



Code	Power Range	Lumen	CRI	Color of Light
LT-48.0022-30-80-27	2,8 W	255	Ra>80	2700 K
LT-48.0022-30-80-30	2,8 W	261	Ra>80	3000 K
LT-48.0022-30-80-40	2,8 W	272	Ra>80	4000 K
LT-48.0022-30-90-27	2,8 W	225	Ra>90	2700 K
LT-48.0022-30-90-30	2,8 W	234	Ra>90	3000 K
LT-48.0022-30-90-40	2,8 W	250	Ra>90	4000 K

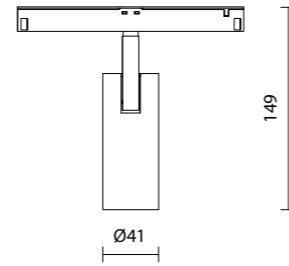
LT-48.0022-40



Code	Power Range	Lumen	CRI	Color of Light
LT-48.0022-40-80-27	6,1 W	784	Ra>80	2700 K
LT-48.0022-40-80-30	6,1 W	817	Ra>80	3000 K
LT-48.0022-40-80-40	6,1 W	850	Ra>80	4000 K
LT-48.0022-40-90-27	6,1 W	654	Ra>90	2700 K
LT-48.0022-40-90-30	6,1 W	681	Ra>90	3000 K
LT-48.0022-40-90-40	6,1 W	729	Ra>90	4000 K

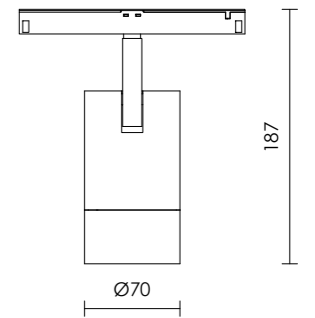


LT-48.0022-40-S



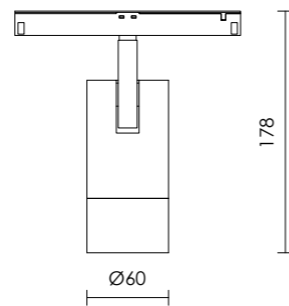
Code	Power Range	Lumen	CRI	Color of Light
LT-48.0022-40-S-80-27	6,1 W	784	Ra>80	2700 K
LT-48.0022-40-S-80-30	6,1 W	817	Ra>80	3000 K
LT-48.0022-40-S-80-40	6,1 W	850	Ra>80	4000 K
LT-48.0022-40-S-90-27	6,1 W	654	Ra>90	2700 K
LT-48.0022-40-S-90-30	6,1 W	681	Ra>90	3000 K
LT-48.0022-40-S-90-40	6,1 W	729	Ra>90	4000 K

LT-48.0022-70



Code	Power Range	Lumen	CRI	Color of Light
LT-48.0022-70-80-27	20 W	1790	Ra>80	2700 K
LT-48.0022-70-80-30	20 W	1824	Ra>80	3000 K
LT-48.0022-70-80-40	20 W	1850	Ra>80	4000 K
LT-48.0022-70-90-27	20 W	1560	Ra>90	2700 K
LT-48.0022-70-90-30	20 W	1620	Ra>90	3000 K
LT-48.0022-70-90-40	20 W	1680	Ra>90	4000 K

LT-48.0022-60



Code	Power Range	Lumen	CRI	Color of Light
LT-48.0022-60-80-27	8,9 W	1089	Ra>80	2700 K
LT-48.0022-60-80-30	8,9 W	1134	Ra>80	3000 K
LT-48.0022-60-80-40	8,9 W	1179	Ra>80	4000 K
LT-48.0022-60-90-27	8,9 W	908	Ra>90	2700 K
LT-48.0022-60-90-30	8,9 W	946	Ra>90	3000 K
LT-48.0022-60-90-40	8,9 W	1013	Ra>90	4000 K





YOGA ZOOM



YOGA-Zoom is an excellent and flexible accent lighting solution for all spaces. Beam Angle manually adjustable through ring rotation, from 15° to 50°.

Body

Track mounted 48V low voltage spotlight with lighthead and arm in aluminium.
Easy to insert and remove from the track.
Available in two different sizes.

Versatile aiming angle tiltable vertically 0°-90° and rotatable horizontally 355°.

Dimming Protocol

On-OFF
1-10V
DALI

Supply

48 V - DC

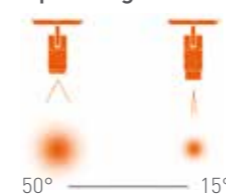
LED Sources

CRI Ra>80, Ra>90
Color of Light 2700 K, 3000 K, 4000 K

Finishes

Black / White
Other Colors Available

Optic Angle

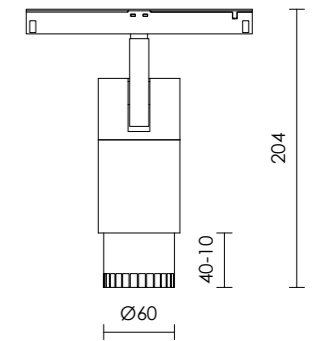


Protection

IP
20

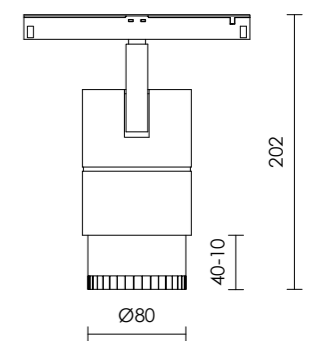


LT-48.0022-60-Z



Code	Power Range	Lumen	CRI	Color of Light
LT-48.0022-60-Z-80-27	8,9 W	1089	Ra>80	2700 K
LT-48.0022-60-Z-80-30	8,9 W	1134	Ra>80	3000 K
LT-48.0022-60-Z-80-40	8,9 W	1179	Ra>80	4000 K
LT-48.0022-60-Z-90-27	8,9 W	908	Ra>90	2700 K
LT-48.0022-60-Z-90-30	8,9 W	946	Ra>90	3000 K
LT-48.0022-60-Z-90-40	8,9 W	1013	Ra>90	4000 K

LT-48.0022-80-Z



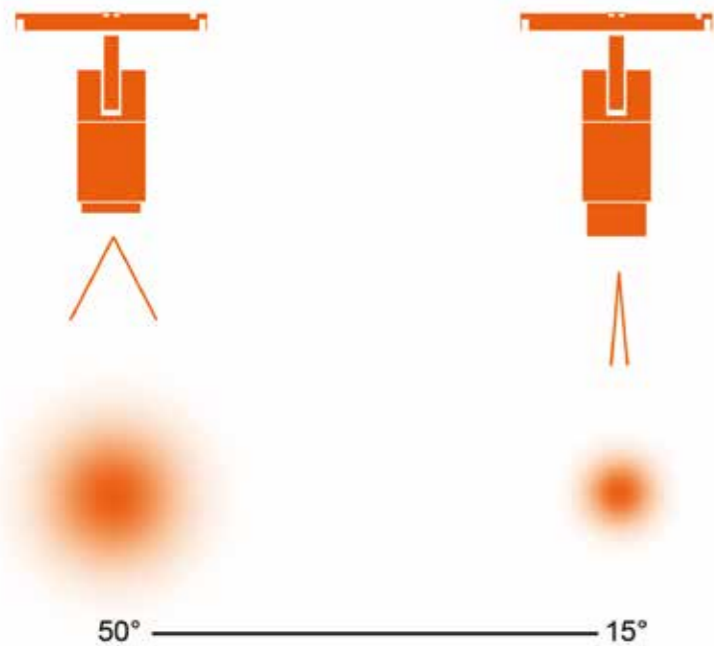
Code	Power Range	Lumen	CRI	Color of Light
LT-48.0022-80-Z-80-27	20 W	1790	Ra>80	2700 K
LT-48.0022-80-Z-80-30	20 W	1824	Ra>80	3000 K
LT-48.0022-80-Z-80-40	20 W	1850	Ra>80	4000 K
LT-48.0022-80-Z-90-27	20 W	1560	Ra>90	2700 K
LT-48.0022-80-Z-90-30	20 W	1620	Ra>90	3000 K
LT-48.0022-80-Z-90-40	20 W	1680	Ra>90	4000 K



YOGA ZOOM



TRACK SPOT YOGA ZOOM



YOGA ZOOM is a luminaire whose reflective light angle can be adjusted. It perfectly reveals objects with its advanced optics, which meets the strictest lighting requirements for museums and art galleries, shops. It offers flexible lighting solutions in many places with its light angle that can be adjusted in the range of 15°-50°.



YOGA MINI



YOGA MINI is an exciting update to the Yoga family, our elegant miniature projector.

Body

Track mounted 48V low voltage spotlight with light head and arm in aluminium.
Easy to insert and remove from the track.

Dimming Protocol

On-OFF
1-10V
DALI

Supply

48 V - DC

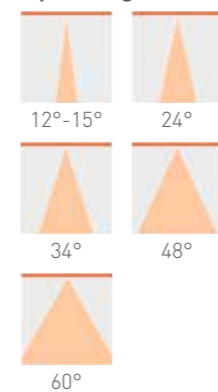
LED Sources

CRI Ra>80, Ra>90
Color of Light 2700 K, 3000 K, 4000 K

Finishes

Black / White
Other Colors Available

Optic Angle

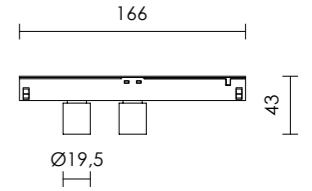


Protection

IP
20

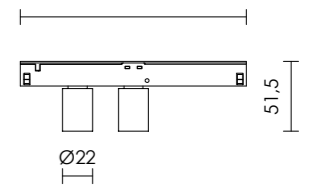


LT-48.0022-M01



Code	Power Range	Lumen	CRI	Color of Light
LT-48.0022-M01-80-27	2,8 W	255	Ra>80	2700 K
LT-48.0022-M01-80-30	2,8 W	261	Ra>80	3000 K
LT-48.0022-M01-80-40	2,8 W	272	Ra>80	4000 K
LT-48.0022-M01-90-27	2,8 W	225	Ra>90	2700 K
LT-48.0022-M01-90-30	2,8 W	234	Ra>90	3000 K
LT-48.0022-M01-90-40	2,8 W	250	Ra>90	4000 K

LT-48.0022-M02



Code	Power Range	Lumen	CRI	Color of Light
LT-48.0022-M02-80-27	2,8 W	255	Ra>80	2700 K
LT-48.0022-M02-80-30	2,8 W	261	Ra>80	3000 K
LT-48.0022-M02-80-40	2,8 W	272	Ra>80	4000 K
LT-48.0022-M02-90-27	2,8 W	225	Ra>90	2700 K
LT-48.0022-M02-90-30	2,8 W	234	Ra>90	3000 K
LT-48.0022-M02-90-40	2,8 W	250	Ra>90	4000 K







Single, double and triple light source make PILA stand out from its equivalents.

Body

Track mounted 48V low voltage spotlight with lighthead and arm in aluminium.
Easy to insert and remove from the track.
Available in three different sizes.

Versatile aiming angle tiltable vertically 0°-90° and rotatable horizontally 355°.

Adjustable

Yes

Accessories

Honeycomb Louvre HCL
Filterglas

Dimming Protocol

On-OFF
1-10V
DALI

Supply

48 V - DC

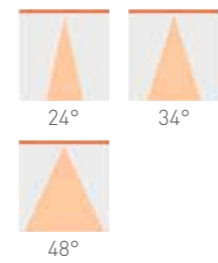
LED Sources

CRI Ra>80, Ra>90
Color of Light 2700 K, 3000 K, 4000 K

Finishes

Black / White
Other Colors Available

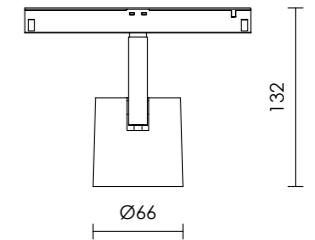
Optic Angle



Protection

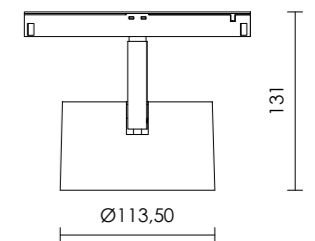
IP
20

LT-25.0067-1-48



Code	Power Range	Lumen	CRI	Color of Light
LT-25.0067-1-48-80-27	6,1 W	784	Ra>80	2700 K
LT-25.0067-1-48-80-30	6,1 W	817	Ra>80	3000 K
LT-25.0067-1-48-80-40	6,1 W	850	Ra>80	4000 K
LT-25.0067-1-48-90-27	6,1 W	654	Ra>90	2700 K
LT-25.0067-1-48-90-30	6,1 W	681	Ra>90	3000 K
LT-25.0067-1-48-90-40	6,1 W	729	Ra>90	4000 K

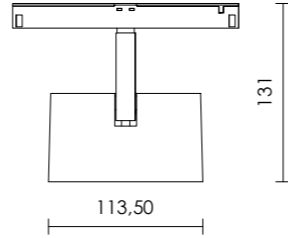
LT-25.0067-2-48



Code	Power Range	Lumen	CRI	Color of Light
LT-25.0067-2-48-80-27	2x6,1 W	2x784	Ra>80	2700 K
LT-25.0067-2-48-80-30	2x6,1 W	2x817	Ra>80	3000 K
LT-25.0067-2-48-80-40	2x6,1 W	2x850	Ra>80	4000 K
LT-25.0067-2-48-90-27	2x6,1 W	2x654	Ra>90	2700 K
LT-25.0067-2-48-90-30	2x6,1 W	2x681	Ra>90	3000 K
LT-25.0067-2-48-90-40	2x6,1 W	2x729	Ra>90	4000 K

PILA

LT-25.0067-3-48



Code	Power Range	Lumen	CRI	Color of Light
LT-25.0067-3-48-80-27	3x6,1 W	3x784	Ra>80	2700 K
LT-25.0067-3-48-80-30	3x6,1 W	3x817	Ra>80	3000 K
LT-25.0067-3-48-80-40	3x6,1 W	3x850	Ra>80	4000 K
LT-25.0067-3-48-90-27	3x6,1 W	3x654	Ra>90	2700 K
LT-25.0067-3-48-90-30	3x6,1 W	3x681	Ra>90	3000 K
LT-25.0067-3-48-90-40	3x6,1 W	3x729	Ra>90	4000 K

Track mounted 48V low voltage spotlight with light body in aluminium.



NARCIA-R



NARCIA-R family provides excellent flexibility with its movable body.

Body

Track mounted 48V low voltage spotlight with light body in extruded aluminium.

No-dazzle screen.

Easy to insert and remove from the track

Versatile aiming angle tiltable vertically 90°.

Available in different configurations.

Adjustable

Yes

Dimming Protocol

On-OFF
1-10V
DALI

Supply

48 V - DC

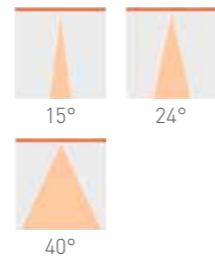
LED Sources

CRI Ra>80, Ra>90
Color of Light 2700 K,
3000 K, 4000 K

Finishes

Black / White
Other Colors Available

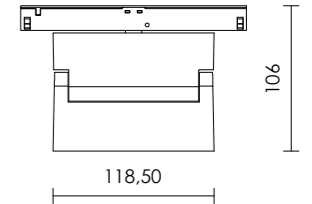
Optic Angle



Protection

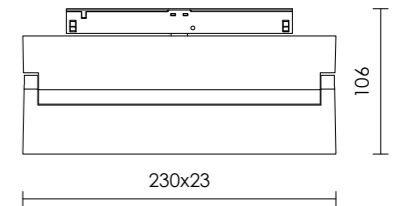
IP
20

U-T366-COB4



Code	Power Range	Lumen	CRI	Color of Light
U-T366-COB4-80-27	6x1 W	430	Ra>80	2700 K
U-T366-COB4-80-30	6x1 W	436	Ra>80	3000 K
U-T366-COB4-80-40	6x1 W	445	Ra>80	4000 K
U-T366-COB4-90-27	6x1 W	416	Ra>90	2700 K
U-T366-COB4-90-30	6x1 W	420	Ra>90	3000 K
U-T366-COB4-90-40	6x1 W	426	Ra>90	4000 K

U-T366-COB4-10



Code	Power Range	Lumen	CRI	Color of Light
U-T366-COB4-10-80-27	12x1 W	860	Ra>80	2700 K
U-T366-COB4-10-80-30	12x1 W	871	Ra>80	3000 K
U-T366-COB4-10-80-40	12x1 W	887	Ra>80	4000 K
U-T366-COB4-10-90-27	12x1 W	832	Ra>90	2700 K
U-T366-COB4-10-90-30	12x1 W	840	Ra>90	3000 K
U-T366-COB4-10-90-40	12x1 W	854	Ra>90	4000 K

NARCIA-D



NARCIA-D family provides excellent flexibility with its movable body.

Body

Track mounted 48V low voltage spotlight with light body in extruded aluminium inclusive of white opal diffuser for soft and diffuse illumination.

Easy to insert and remove from the track.
Versatile aiming angle tiltable vertically 90°.

Adjustable

Yes

Dimming Protocol

On-OFF
1-10V
DALI

Supply

48 V - DC

LED Sources

CRI Ra>80, Ra>90
Color of Light 2700 K,
3000 K, 4000 K

Finishes

Black / White
Other Colors Available

Optic Angle



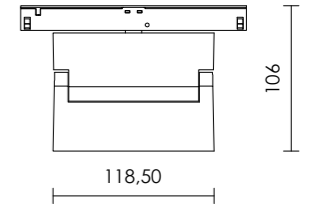
120°

Protection

IP
20

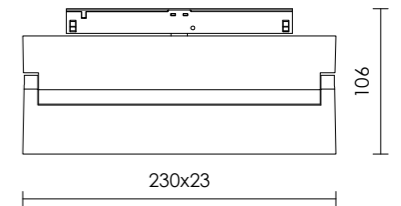


U-T366-COB4-D



Code	Power Range	Lumen	CRI	Color of Light
U-T366-COB4-D-80-27	6x1 W	430	Ra>80	2700 K
U-T366-COB4-D-80-30	6x1 W	436	Ra>80	3000 K
U-T366-COB4-D-80-40	6x1 W	445	Ra>80	4000 K
U-T366-COB4-D-90-27	6x1 W	416	Ra>90	2700 K
U-T366-COB4-D-90-30	6x1 W	420	Ra>90	3000 K
U-T366-COB4-D-90-40	6x1 W	426	Ra>90	4000 K

U-T366-COB4-D-10



Code	Power Range	Lumen	CRI	Color of Light
U-T366-COB4-D-10-80-27	12x1 W	860	Ra>80	2700 K
U-T366-COB4-D-10-80-30	12x1 W	871	Ra>80	3000 K
U-T366-COB4-D-10-80-40	12x1 W	887	Ra>80	4000 K
U-T366-COB4-D-10-90-27	12x1 W	832	Ra>90	2700 K
U-T366-COB4-D-10-90-30	12x1 W	840	Ra>90	3000 K
U-T366-COB4-D-10-90-40	12x1 W	854	Ra>90	4000 K





OLEA-R



OLEA-R family makes a difference in your workspaces with no-dazzle screen. Offers you a flexible design with different size options.

Body

Track mounted 48V low voltage spotlight with light body in extruded aluminium.

No-dazzle screen.

Easy to insert and remove from the track

Available in different configurations.

Dimming Protocol

On-OFF
1-10V
DALI

Supply

48 V - DC

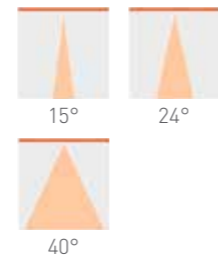
LED Sources

CRI Ra>80, Ra>90
Color of Light 2700 K,
3000 K, 4000 K

Finishes

Black / White
Other Colors Available

Optic Angle

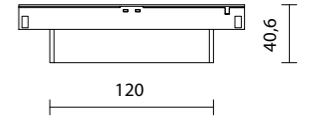


Protection

IP
20

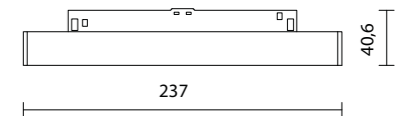


U-T366-COB4 R-6



Code	Power Range	Lumen	CRI	Color of Light
U-T366-COB4-R-6-80-27	6x1 W	430	Ra>80	2700 K
U-T366-COB4-R-6-80-30	6x1 W	436	Ra>80	3000 K
U-T366-COB4-R-6-80-40	6x1 W	445	Ra>80	4000 K
U-T366-COB4-R-6-90-27	6x1 W	416	Ra>90	2700 K
U-T366-COB4-R-6-90-30	6x1 W	420	Ra>90	3000 K
U-T366-COB4-R-6-90-40	6x1 W	426	Ra>90	4000 K

U-T366-COB4 R-12

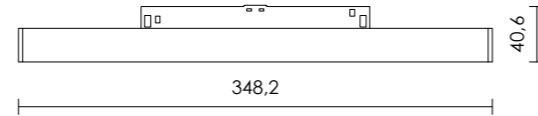


Code	Power Range	Lumen	CRI	Color of Light
U-T366-COB4-R-12-80-27	12x1 W	860	Ra>80	2700 K
U-T366-COB4-R-12-80-30	12x1 W	871	Ra>80	3000 K
U-T366-COB4-R-12-80-40	12x1 W	887	Ra>80	4000 K
U-T366-COB4-R-12-90-27	12x1 W	832	Ra>90	2700 K
U-T366-COB4-R-12-90-30	12x1 W	840	Ra>90	3000 K
U-T366-COB4-R-12-90-40	12x1 W	854	Ra>90	4000 K



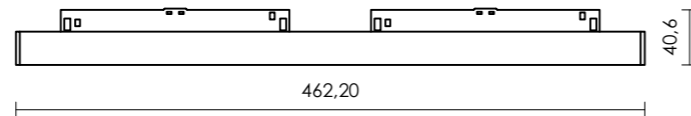
OLEA-R

U-T366-COB4-R-18



Code	Power Range	Lumen	CRI	Color of Light
LT-U-T366-COB4-R-18-80-27	18x1 W	1298	Ra>80	2700 K
LT-U-T366-COB4-R-18-80-30	18x1 W	1307	Ra>80	3000 K
LT-U-T366-COB4-R-18-80-40	18x1 W	1316	Ra>80	4000 K
LT-U-T366-COB4-R-18-90-27	18x1 W	1273	Ra>90	2700 K
LT-U-T366-COB4-R-18-90-30	18x1 W	1281	Ra>90	3000 K
LT-U-T366-COB4-R-18-90-40	18x1 W	1290	Ra>90	4000 K

U-T366-COB4-R-24

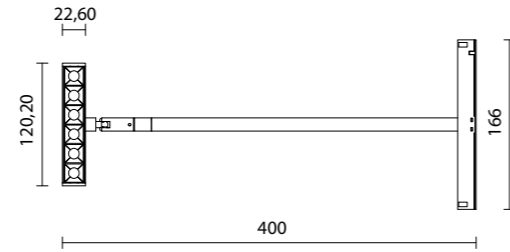


Code	Power Range	Lumen	CRI	Color of Light
LT-U-T366-COB4-R-24-80-27	24x1 W	1734	Ra>80	2700 K
LT-U-T366-COB4-R-24-80-30	24x1 W	1742	Ra>80	3000 K
LT-U-T366-COB4-R-24-80-40	24x1 W	1749	Ra>80	4000 K
LT-U-T366-COB4-R-24-90-27	24x1 W	1718	Ra>90	2700 K
LT-U-T366-COB4-R-24-90-30	24x1 W	1722	Ra>90	3000 K
LT-U-T366-COB4-R-24-90-40	24x1 W	1730	Ra>90	4000 K



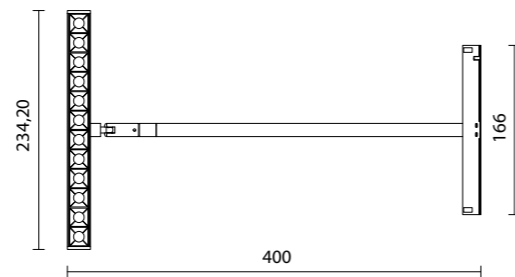
OLEA-R

U-T366-COB4-R-6-W



Code	Power Range	Lumen	CRI	Color of Light
U-T366-COB4-R-6-W-80-27	6x1 W	430	Ra>80	2700 K
U-T366-COB4-R-6-W-80-30	6x1 W	436	Ra>80	3000 K
U-T366-COB4-R-6-W-80-40	6x1 W	445	Ra>80	4000 K
U-T366-COB4-R-6-W-90-27	6x1 W	416	Ra>90	2700 K
U-T366-COB4-R-6-W-90-30	6x1 W	420	Ra>90	3000 K
U-T366-COB4-R-6-W-90-40	6x1 W	426	Ra>90	4000 K

U-T366-COB4 R-12-W



Code	Power Range	Lumen	CRI	Color of Light
U-T366-COB4-R-12-W-80-27	12x1 W	860	Ra>80	2700 K
U-T366-COB4-R-12-W-80-30	12x1 W	871	Ra>80	3000 K
U-T366-COB4-R-12-W-80-40	12x1 W	887	Ra>80	4000 K
U-T366-COB4-R-12-W-90-27	12x1 W	832	Ra>90	2700 K
U-T366-COB4-R-12-W-90-30	12x1 W	840	Ra>90	3000 K
U-T366-COB4-R-12-W-90-40	12x1 W	854	Ra>90	4000 K



OLEA-D



OLEA-D family, Specially developed opal diffuser makes a difference in your spaces with its efficiency and homogeneity. Offers you a flexible design with different size options.

Body

Track mounted 48V low voltage spotlight with light body in extruded aluminium inclusive of white opal diffuser for soft and diffuse illumination.

Easy to insert and remove from the track. Available in different configurations.

Dimming Protocol

On-OFF
1-10V
DALI

Supply

48 V - DC

LED Sources

CRI Ra>80, Ra>90
Color of Light 2700 K, 3000 K, 4000 K

Finishes

Black / White
Other Colors Available

Optic Angle



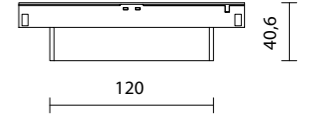
120°

Protection

IP
20

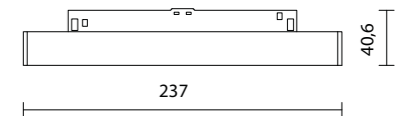
IP
40

U-T366-COB5-D-6



Code	Power Range	Lumen	CRI	Color of Light
U-T366-COB5-D-6-80-27	6x1 W	430	Ra>80	2700 K
U-T366-COB5-D-6-80-30	6x1 W	436	Ra>80	3000 K
U-T366-COB5-D-6-80-40	6x1 W	445	Ra>80	4000 K
U-T366-COB5-D-6-90-27	6x1 W	416	Ra>90	2700 K
U-T366-COB5-D-6-90-30	6x1 W	420	Ra>90	3000 K
U-T366-COB5-D-6-90-40	6x1 W	426	Ra>90	4000 K

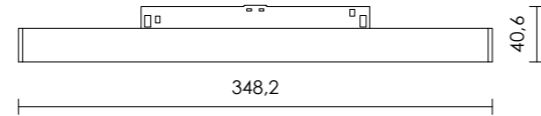
U-T366-COB5-D-12



Code	Power Range	Lumen	CRI	Color of Light
U-T366-COB5-D-12-80-27	12x1 W	860	Ra>80	2700 K
U-T366-COB5-D-12-80-30	12x1 W	871	Ra>80	3000 K
U-T366-COB5-D-12-80-40	12x1 W	887	Ra>80	4000 K
U-T366-COB5-D-12-90-27	12x1 W	832	Ra>90	2700 K
U-T366-COB5-D-12-90-30	12x1 W	840	Ra>90	3000 K
U-T366-COB5-D-12-90-40	12x1 W	854	Ra>90	4000 K

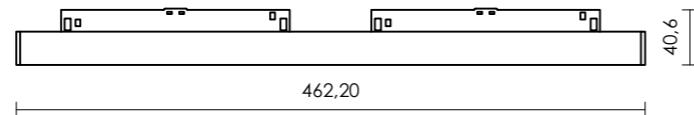
OLEA-D

U-T366-COB5-D-18



Code	Power Range	Lumen	CRI	Color of Light
U-T366-COB5-D-18-80-27	18x1 W	1298	Ra>80	2700 K
U-T366-COB5-D-18-80-30	18x1 W	1307	Ra>80	3000 K
U-T366-COB5-D-18-80-40	18x1 W	1316	Ra>80	4000 K
U-T366-COB5-D-18-90-27	18x1 W	1273	Ra>90	2700 K
U-T366-COB5-D-18-90-30	18x1 W	1281	Ra>90	3000 K
U-T366-COB5-D-18-90-40	18x1 W	1290	Ra>90	4000 K

U-T366-COB5-D-24



Code	Power Range	Lumen	CRI	Color of Light
U-T366-COB5-D-24-80-27	1x24 W	1734	Ra>80	2700 K
U-T366-COB5-D-24-80-30	1x24 W	1742	Ra>80	3000 K
U-T366-COB5-D-24-80-40	1x24 W	1749	Ra>80	4000 K
U-T366-COB5-D-24-90-27	1x24 W	1718	Ra>90	2700 K
U-T366-COB5-D-24-90-30	1x24 W	1722	Ra>90	3000 K
U-T366-COB5-D-24-90-40	1x24 W	1730	Ra>90	4000 K





JEWEL-48



The JEWEL hanging lamps , configurations featuring straight and circular pieces are a design. The JEWEL collection presents light as a precious element that is expressed in lightweight structures suspended in space.

Body

Pendant luminaire for 48V voltage track systems with light body in cast aluminium.
Easy to insert and remove from the track.
Available in different configurations.

Dimming Protocol

On-OFF
1-10V
DALI

Supply

48 V - DC

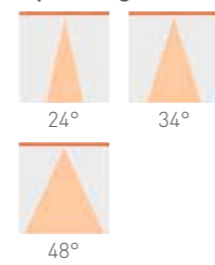
LED Sources

CRI Ra>80, Ra>90
Color of Light 2700 K, 3000 K, 4000 K

Finishes

Black / White
Other Colors Available

Optic Angle



Protection

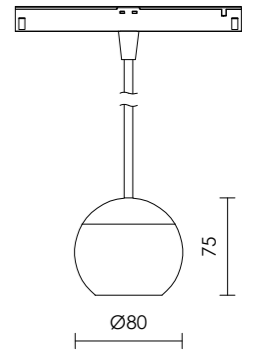
IP
20

Accessories

Honeycomb Louvre HCL
Filterglas

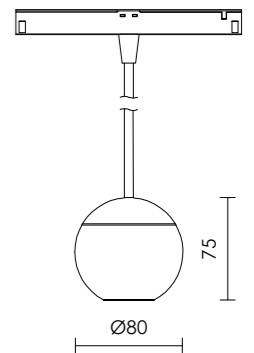


LT-52.0003-48-1



Code	Power Range	Lumen	CRI	Color of Light
LT-52.0003-48-1-80-27	6,1 W	784	Ra>80	2700 K
LT-52.0003-48-1-80-30	6,1 W	817	Ra>80	3000 K
LT-52.0003-48-1-80-40	6,1 W	850	Ra>80	4000 K
LT-52.0003-48-1-90-27	6,1 W	654	Ra>90	2700 K
LT-52.0003-48-1-90-30	6,1 W	681	Ra>90	3000 K
LT-52.0003-48-1-90-40	6,1 W	729	Ra>90	4000 K

LT-52.0003-48-2

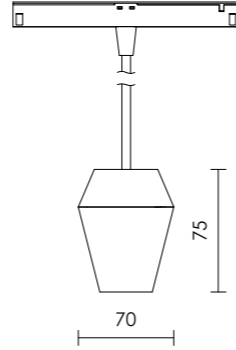


Code	Power Range	Lumen	CRI	Color of Light
LT-52.0003-48-2-80-27	6,1 W	784	Ra>80	2700 K
LT-52.0003-48-2-80-30	6,1 W	817	Ra>80	3000 K
LT-52.0003-48-2-80-40	6,1 W	850	Ra>80	4000 K
LT-52.0003-48-2-90-27	6,1 W	654	Ra>90	2700 K
LT-52.0003-48-2-90-30	6,1 W	681	Ra>90	3000 K
LT-52.0003-48-2-90-40	6,1 W	729	Ra>90	4000 K



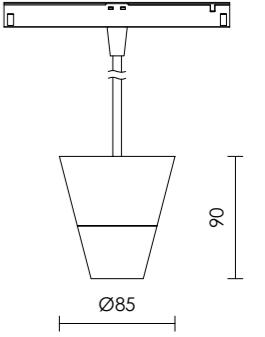
JEWEL-48

LT-52.0003-48-3



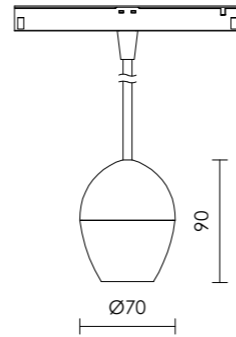
Code	Power Range	Lumen	CRI	Color of Light
LT-52.0003-48-3-80-27	6,1 W	784	Ra>80	2700 K
LT-52.0003-48-3-80-30	6,1 W	817	Ra>80	3000 K
LT-52.0003-48-3-80-40	6,1 W	850	Ra>80	4000 K
LT-52.0003-48-3-90-27	6,1 W	654	Ra>90	2700 K
LT-52.0003-48-3-90-30	6,1 W	681	Ra>90	3000 K
LT-52.0003-48-3-90-40	6,1 W	729	Ra>90	4000 K

LT-52.0003-48-5



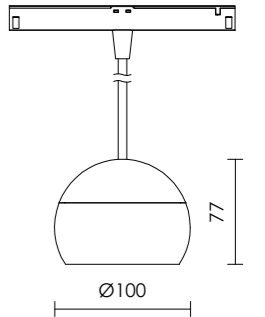
Code	Power Range	Lumen	CRI	Color of Light
LT-52.0003-48-5-80-27	6,1 W	784	Ra>80	2700 K
LT-52.0003-48-5-80-30	6,1 W	817	Ra>80	3000 K
LT-52.0003-48-5-80-40	6,1 W	850	Ra>80	4000 K
LT-52.0003-48-5-90-27	6,1 W	654	Ra>90	2700 K
LT-52.0003-48-5-90-30	6,1 W	681	Ra>90	3000 K
LT-52.0003-48-5-90-40	6,1 W	729	Ra>90	4000 K

LT-52.0003-48-4



Code	Power Range	Lumen	CRI	Color of Light
LT-52.0003-48-4-80-27	6,1 W	784	Ra>80	2700 K
LT-52.0003-48-4-80-30	6,1 W	817	Ra>80	3000 K
LT-52.0003-48-4-80-40	6,1 W	850	Ra>80	4000 K
LT-52.0003-48-4-90-27	6,1 W	654	Ra>90	2700 K
LT-52.0003-48-4-90-30	6,1 W	681	Ra>90	3000 K
LT-52.0003-48-4-90-40	6,1 W	729	Ra>90	4000 K

LT-52.0003-48-6



Code	Power Range	Lumen	CRI	Color of Light
LT-52.0003-48-6-80-27	6,1 W	784	Ra>80	2700 K
LT-52.0003-48-6-80-30	6,1 W	817	Ra>80	3000 K
LT-52.0003-48-6-80-40	6,1 W	850	Ra>80	4000 K
LT-52.0003-48-6-90-27	6,1 W	654	Ra>90	2700 K
LT-52.0003-48-6-90-30	6,1 W	681	Ra>90	3000 K
LT-52.0003-48-6-90-40	6,1 W	729	Ra>90	4000 K



S
automotive

SOL-48



Despite its minimalistic appearance, SOL wow you with their powerful and striking light effect. As a pendant module its slenderness allows you to create playful or humble set-ups.

Body

Pendant luminaire for 48V voltage track systems with light body in cast aluminium.
Easy to insert and remove from the track.
Available in different configurations.

Dimming Protocol

On-OFF
1-10V
DALI

Supply

48 V - DC

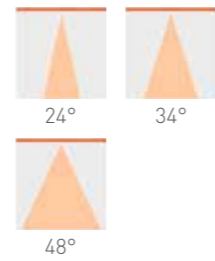
LED Sources

CRI Ra>80, Ra>90
Color of Light 2700 K, 3000 K, 4000 K

Finishes

Black / White
Other Colors Available

Optic Angle



Protection

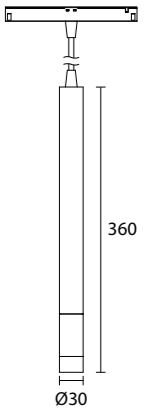
IP
20

Accessories

Honeycomb Louvre HCL
Filterglas

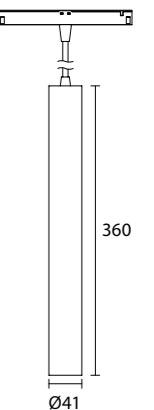


LT-52.0001-7-48-1



Code	Power Range	Lumen	CRI	Color of Light
LT-52.0001-7-48-1-80-27	2,8 W	255	Ra>80	2700 K
LT-52.0001-7-48-1-80-30	2,8 W	261	Ra>80	3000 K
LT-52.0001-7-48-1-80-40	2,8 W	272	Ra>80	4000 K
LT-52.0001-7-48-1-90-27	2,8 W	225	Ra>90	2700 K
LT-52.0001-7-48-1-90-30	2,8 W	234	Ra>90	3000 K
LT-52.0001-7-48-1-90-40	2,8 W	250	Ra>90	4000 K

LT-52.0001-48-2

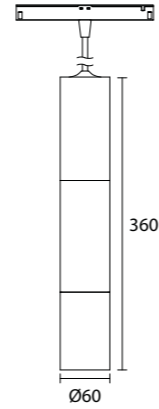


Code	Power Range	Lumen	CRI	Color of Light
LT-52.0001-48-2-80-27	6,1 W	784	Ra>80	2700 K
LT-52.0001-48-2-80-30	6,1 W	817	Ra>80	3000 K
LT-52.0001-48-2-80-40	6,1 W	850	Ra>80	4000 K
LT-52.0001-48-2-90-27	6,1 W	654	Ra>90	2700 K
LT-52.0001-48-2-90-30	6,1 W	681	Ra>90	3000 K
LT-52.0001-48-2-90-40	6,1 W	729	Ra>90	4000 K

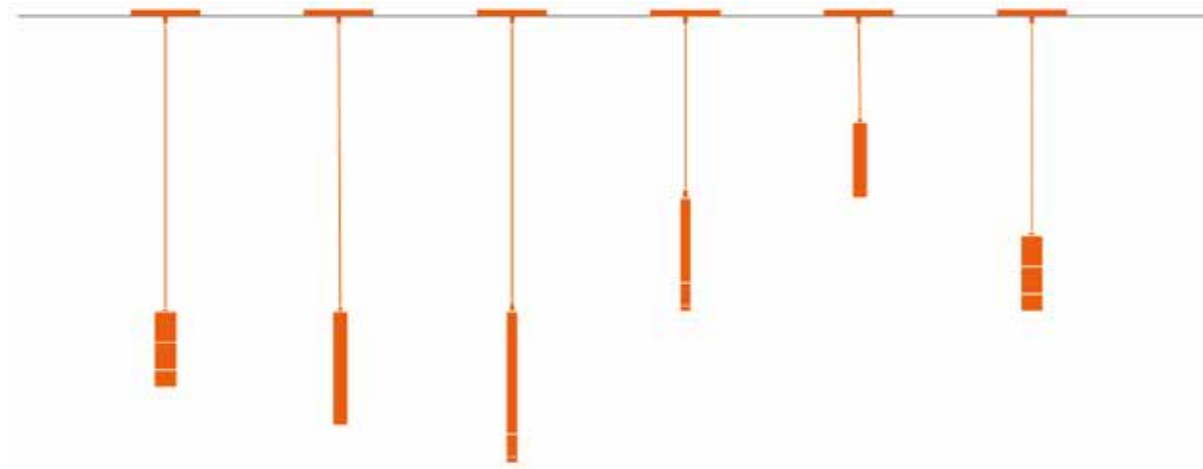


SOL-48

LT-52.0002-48-3



Code	Power Range	Lumen	CRI	Color of Light
LT-52.0002-48-3-80-27	8,9 W	1089	Ra>80	2700 K
LT-52.0002-48-3-80-30	8,9 W	1134	Ra>80	3000 K
LT-52.0002-48-3-80-40	8,9 W	1179	Ra>80	4000 K
LT-52.0002-48-3-90-27	8,9 W	908	Ra>90	2700 K
LT-52.0002-48-3-90-30	8,9 W	946	Ra>90	3000 K
LT-52.0002-48-3-90-40	8,9 W	1013	Ra>90	4000 K





TRACKS 48V



END CAPS



M-48-355-S-1-B
M-48-355-S-1-W

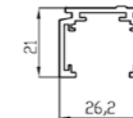
M-48-355-S-2-B
M-48-355-S-2-W

48V Rail mounting systems provide us with different options, allowing us to increase the usage area and produce many solutions.

It offers four different mounting variants. These;

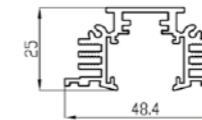
It is in the form of Trimless, Recessed, Surface Mounted, Suspended.

SURFACE TRACK-48



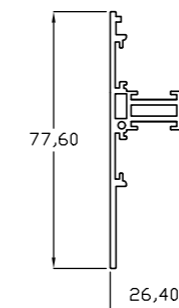
M-48-450-100-W M-48-450-100-B
M-48-450-200-W M-48-450-200-B
M-48-450-300-W M-48-450-300-B

RECESSED TRACK TRIMLESS-48



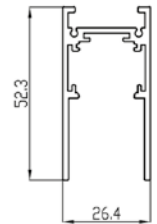
M-48-650-100-W M-48-650-100-B
M-48-650-200-W M-48-650-200-B
M-48-650-300-W M-48-650-300-B

H TRACK-48



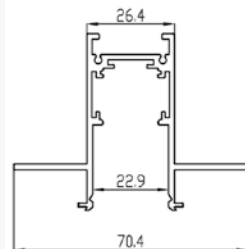
M-48-850-H-100-W M-48-850-H-100-B
M-48-850-H-200-W M-48-850-H-200-B
M-48-850-H-300-W M-48-850-H-300-B

DEEP SURFACE TRACK-48



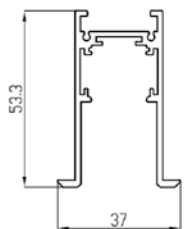
M-48-550-100-W M-48-550-100-B
M-48-550-200-W M-48-550-200-B
M-48-550-300-W M-48-550-300-B

DEEP RECESSED TRACK TRIMLESS-48



M-48-350-1-100-W M-48-350-1-100-B
M-48-350-1-200-W M-48-350-1-200-B
M-48-350-1-300-W M-48-350-1-300-B

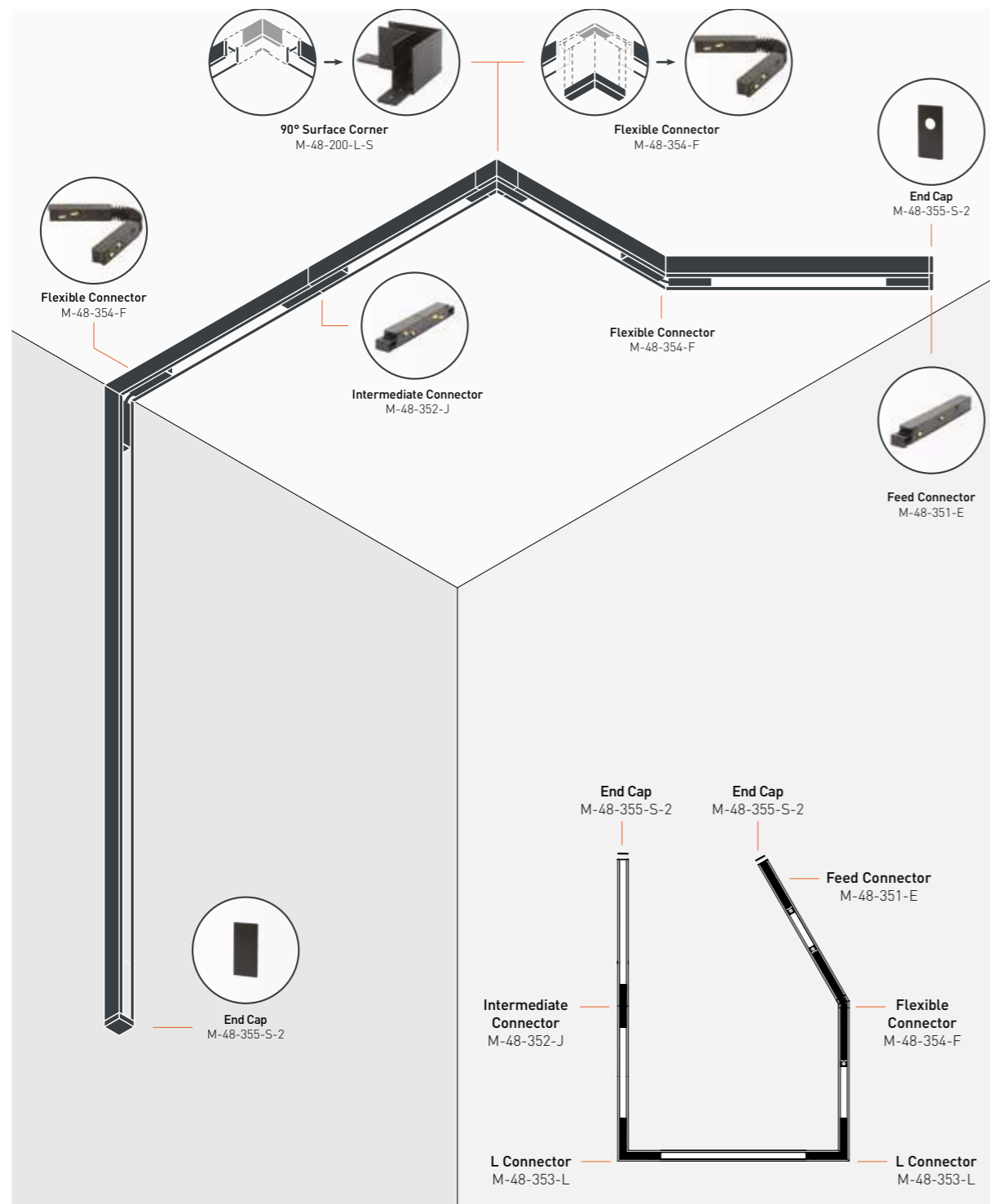
RECESSED TRACK TRIM-48



M-48-750-100-W M-48-750-100-B
M-48-750-200-W M-48-750-200-B
M-48-750-300-W M-48-750-300-B

ACCESORIES









CONNECTION DIAGRAM



ELECTRICAL CONNECTIONS

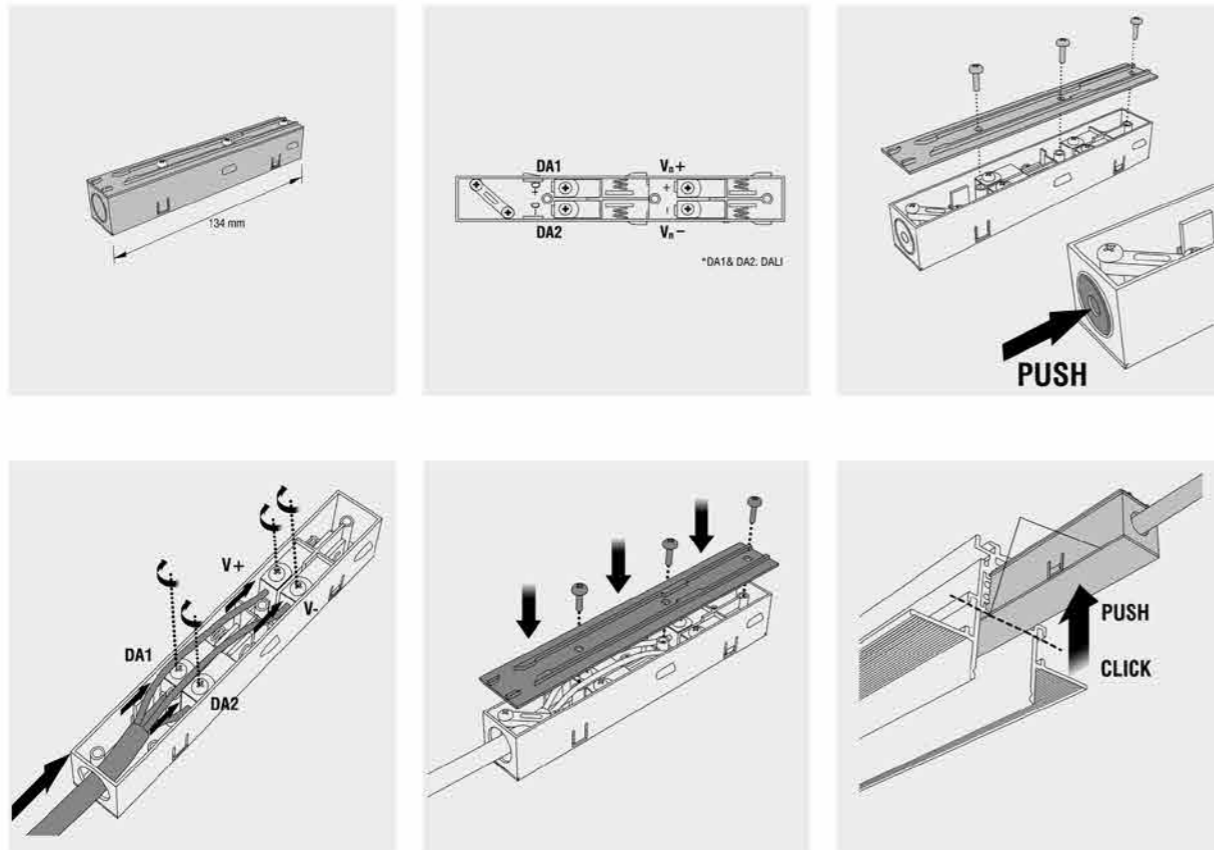
			
Feed Connector	Intermediate Connector	L Connector	Flexible Connector
M-48-351-E-B M-48-351-E-W	M-48-352-J-B M-48-352-J-W	M-48-353-L-B M-48-353-L-W	M-48-354-F-B M-48-354-F-W
			

TRACK JOINTS & SUSPENSION ACCESORIES

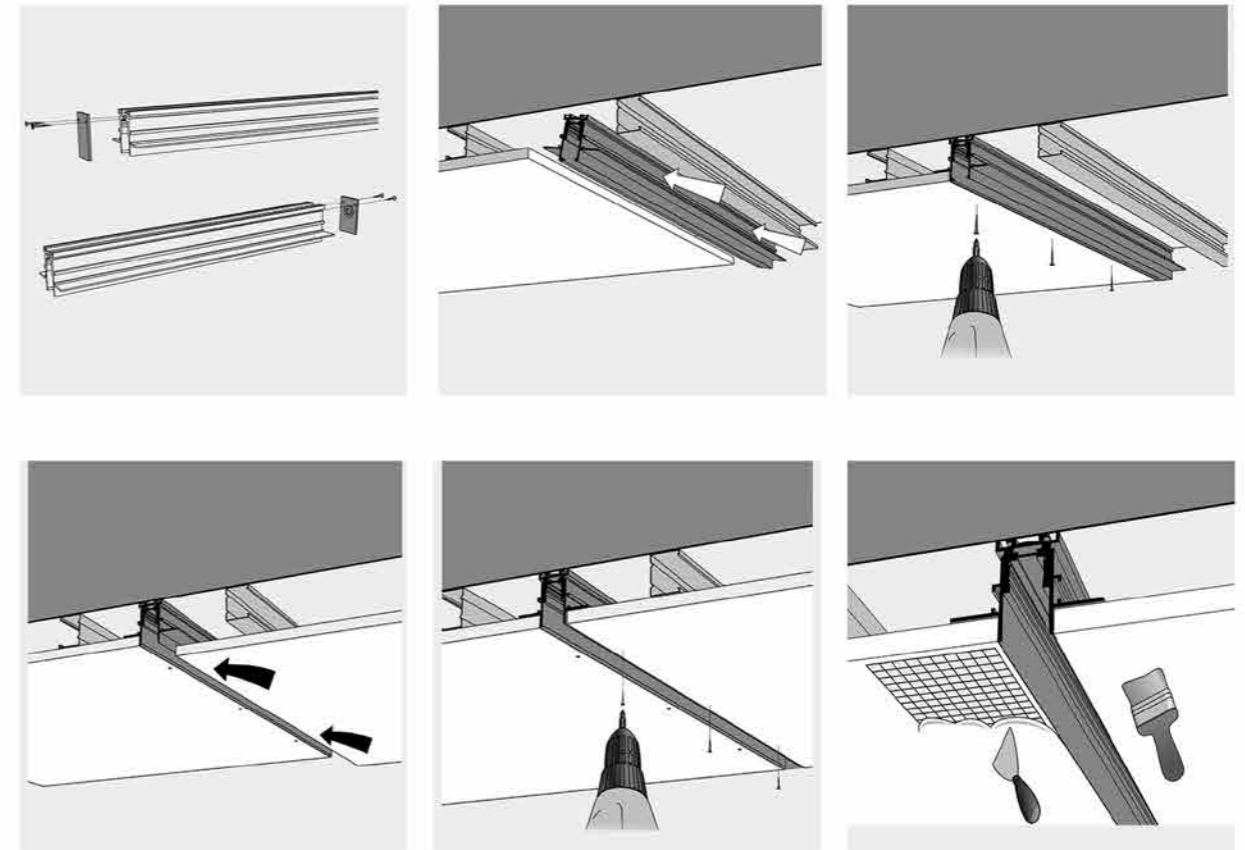
			
90° Trimless Corner	90° H Corner	90° Surface Corner	90° Wall Corner
M-48-200-L-1-B M-48-200-L-1-W	M-48-200-L-2-B M-48-200-L-2-W	M-48-200-L-S-B M-48-200-L-S-W	M-48-201-L-B M-48-201-L-W
			
L Bracket	Bracket	Short suspension clamp for track connection	Wire suspension set
M-48-205-B M-48-205-W	M-48-206-B M-48-206-W	M-48-418-B M-48-418-W	M-48-419-B M-48-419-W

MONTAGE

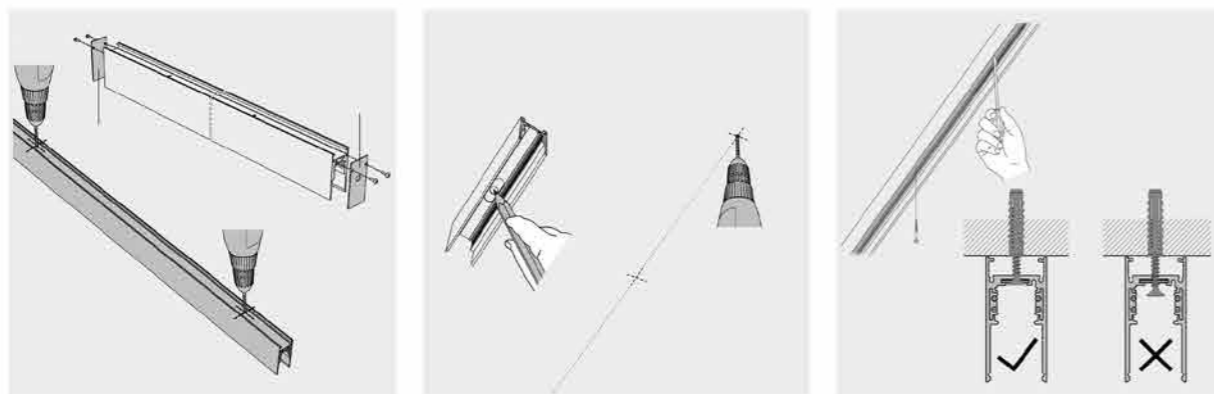
FEED CONNECTOR INSTALLATION



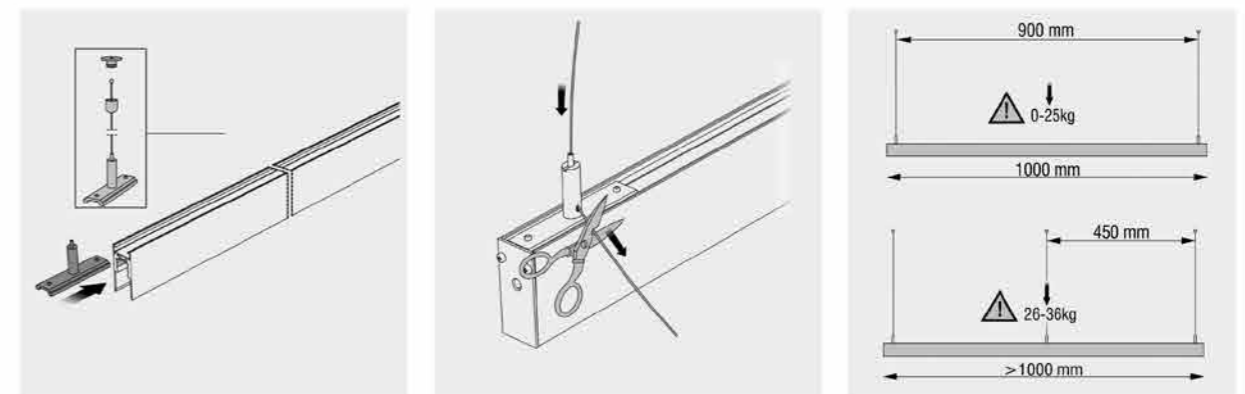
TRIMLESS INSTALLATION



SURFACE INSTALLATION



PENDANT INSTALLATION



POWER SUPPLIES-WIRING DIAGRAM



Power Supply
100W 48V dc



Power Supply in Track
100 W 48V dc



Power Supply
100W 48V dc-IP67



Power Supply
150W 48V dc

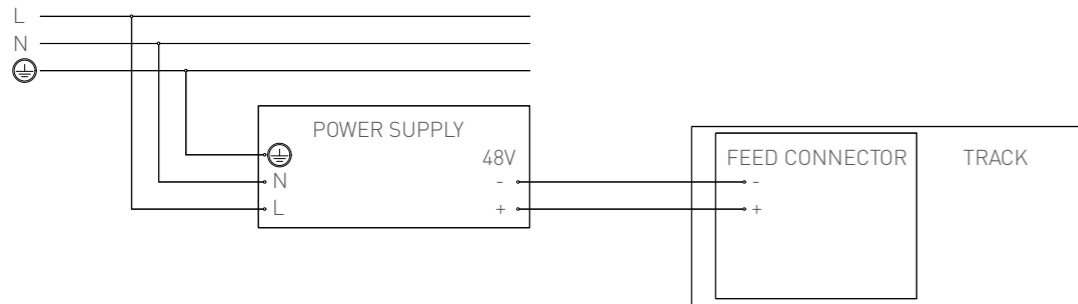


Power Supply in Track
150 W 48V dc

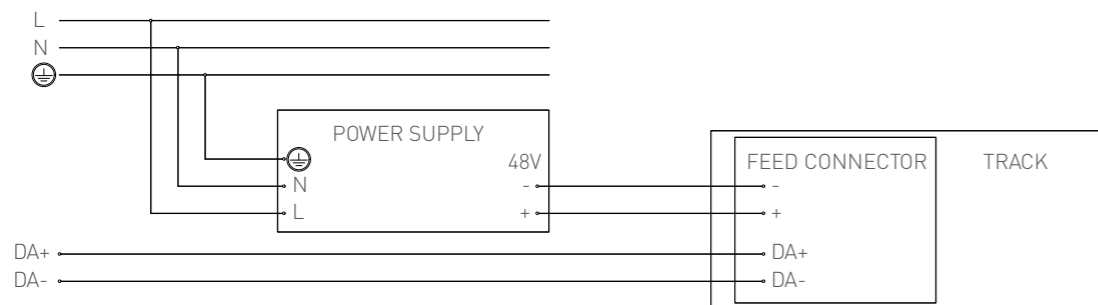


Power Supply
150W 48V dc-IP67

ON-OFF DIAGRAM



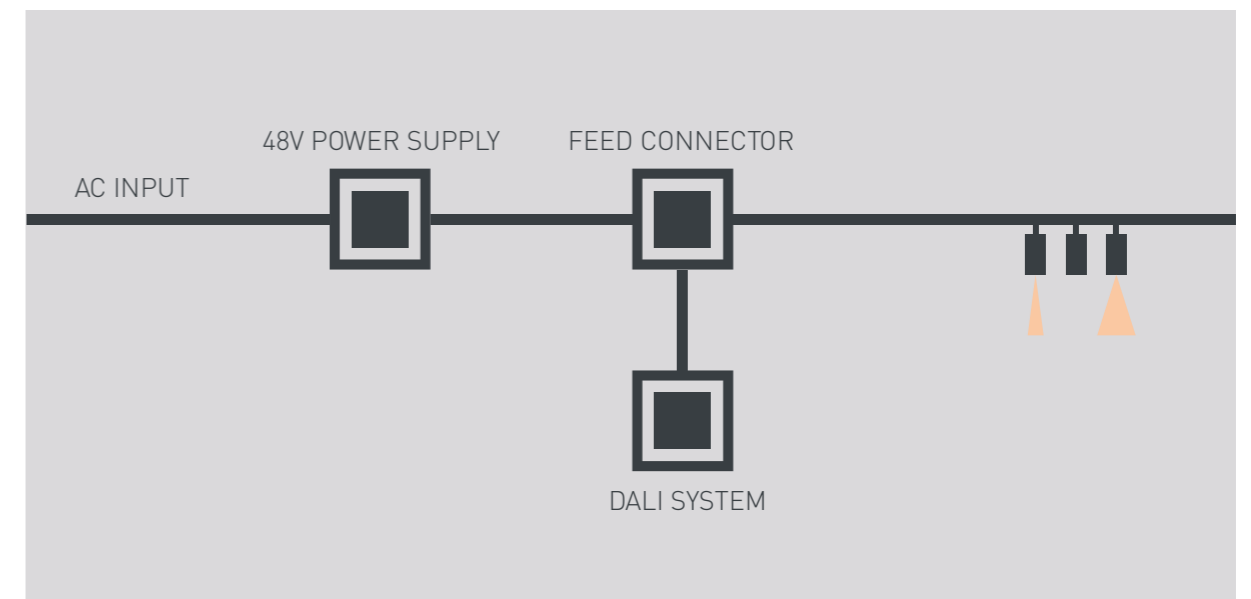
DALI DIAGRAM



DALI SYSTEM



DALI stands for Digital Addressable Lighting Interface. DALI is digital technology that provides two-way data communication for lighting systems. DALI is a widely used automation system, especially in commercial buildings. DALI Control application, it allows us to control the system. Luminaires individually or as a group, It allows us to control and program scenes.





NASA Elektrik Aydınlatma Ticaret ve Sanayi Ltd. Şti.

Head Office:

Okçumusa Cad. No: 10/B
Karaköy-İstanbul / Türkiye
Tel: +90 212 256 12 18
Faks: +90 212 235 18 67
info@nasa.com.tr

Factory:

Velimeşe Organize Sanayi Bölgesi
Ak Bayır Cad. No:113/1 Ergene
Tekirdağ / Türkiye
Tel: +90 282 674 41 45 - 46
www.nasa.com.tr



info@trelocelight.com
www.trelocelight.com

nasa
aydınlattıma